

# UNDERSTANDING TONGAN YOUTH ATTITUDES TO VOTING

## KEY FINDINGS

### INTEREST IN ELECTIONS

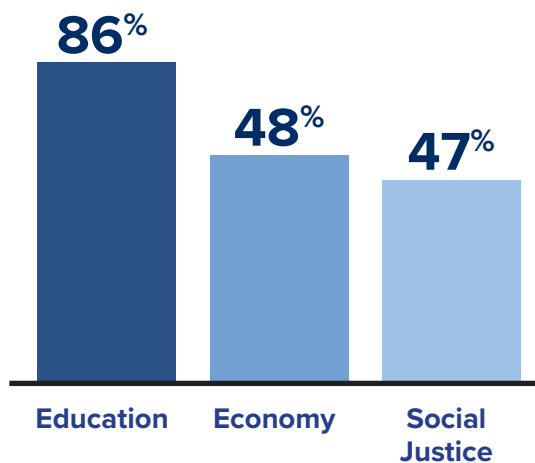


**77%**  
of youth surveyed believe elections are very important

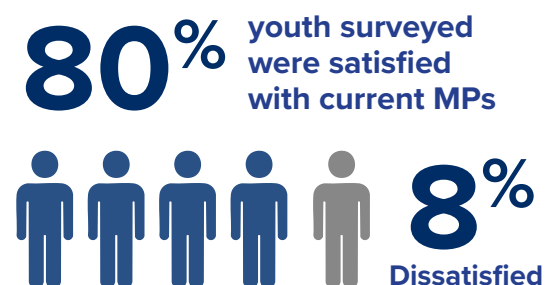


**71%**  
believe it's youth's responsibility to vote

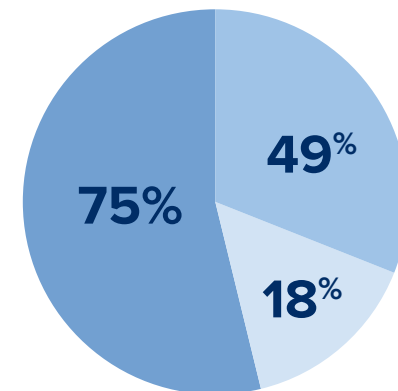
### ISSUES OF IMPORTANCE TO YOUNG PEOPLE SURVEYED



### SATISFACTION WITH MPS




### CANDIDATE OUTREACH



- Face to face talks
- Engaged online via Facebook or Instagram
- No direct contact from candidates in 2021


### GENDER AND POLITICS



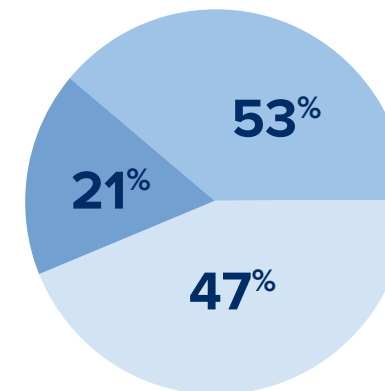
**62%**  
of youth surveyed believe youth should support female candidates

**51%**

of youth surveyed would vote for a female candidate

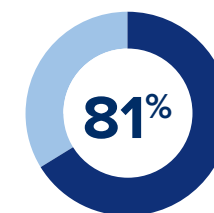


### VOTING DECISIONS



- Registered but did not vote
- Decided in last 2 weeks
- Decided 6-12 months before

### ENCOURAGING VOTING



support youth-focused public awareness campaigns on the importance of voting



More youth focused civic education and awareness programs


Other ideas: incentives, mandatory voting laws



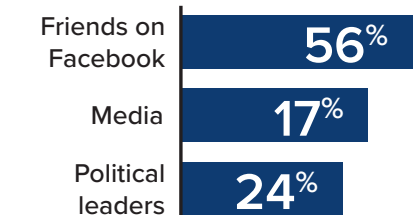
\*Key findings illustration is based on main report on Understanding Tongan Youth Attitudes to Voting, 2025 (n=300)

### TRUSTED ADVISORS

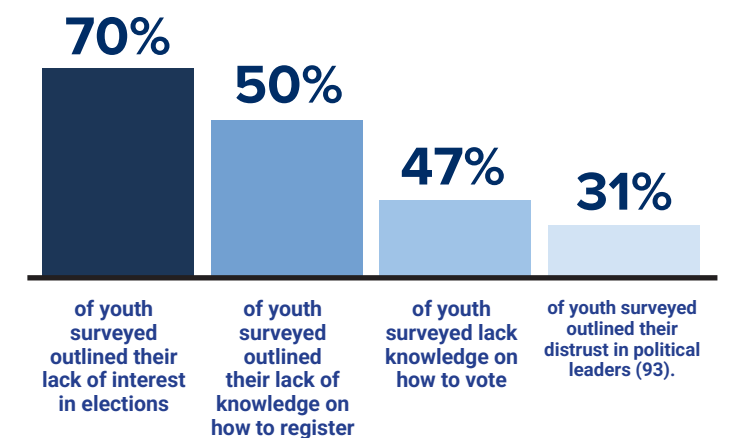
#### Most trusted



#### Least trusted



### BARRIERS TO VOTING



### SOURCES OF INFORMATION



Community Conversations



Home Discussions



Newspaper